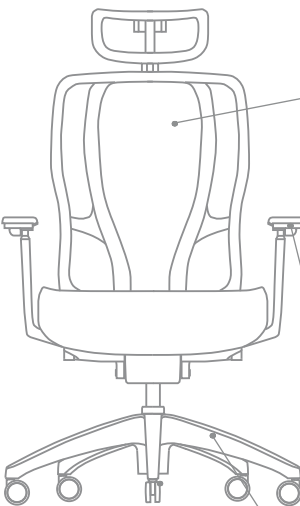


FEATURES



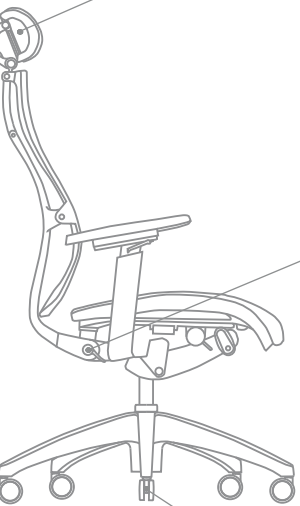
VESTA'S ERGONOMIC DESIGN
fits well in all managerial and executive applications.

HIGH QUALITY WOVEN MESH
on both seat and back molds to every user's body providing tailored support.

HIGH RESILIENT MOLDED FOAM SEAT
upholstered in fabric or leather featured in models 3065 and 3085.

AVAILABLE FOUR-WAY ADJUSTABLE A30 arms which offer highest degree of ergonomic adjustment. Arms are height adjustable. The A30 pads move forward, backward and shift inward or outward for width adjustment. A28 and A29 pads feature only height adjustment.

DIE CAST ALUMINUM BASE AND FRAME



THREE-WAY ADJUSTABLE HEADREST
featured in high-back models 3080 and 3085 which rotates up or down and provides height and depth adjustment.

INTEGRATED SEAT SLIDER
is a standard feature and provides 2.5" of seat depth adjustment. The side mounted location provides the user easy access to the activation lever.

SYNCHRO-TILT CONTROL
features a 2.6:1 back to seat tilt ratio. Control includes eleven position multi-lock with built in safety lock return. Also provides reduced rise of front seat edge when reclining.

WATERFALL SEAT FRONT
promotes great circulation and good health.

75MM HEAVY DUTY CASTERS



vesta

EXCELLENCE IN DESIGN, MATERIAL,
FUNCTIONALITY AND FEATURES.



3211 Jack Northrop Ave.
Hawthorne, CA 90250

PHONE
888.925.SEAT

FAX
866.925.SEAT

EMAIL
sales@9to5seating.com

9to5seating.com



CHOOSE FROM OVER 1,000 TEXTILES
offered by Momentum, Designtex, 9 to 5 Signature® and the Symphony Collection. In the rare case we don't have what you're looking for, we'll upholster your chair in any fabric provided to us!



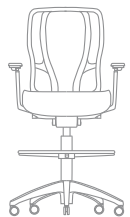
LIFETIME WARRANTY
on all structural and mechanical components. Mesh, fabric and foam are warranted against wear through and deterioration for five years.

QUICK SHIP!
Vesta ships in 48 hours in mesh, knit, select quickship fabrics and a wide selection of leathers.



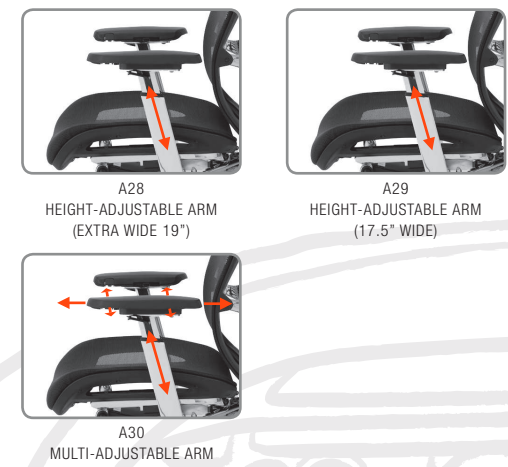


STATEMENT OF LINE

| |  MID-BACK 3060/3065 |  HIGH-BACK 3080/3085 |  STOOL 3061/3063 3066/3068 |
|----------------|---|--|--|
| OVERALL WIDTH | 24.5 - 26.5 | 24.5 - 26.5 | 24.5 - 26.5 |
| OVERALL DEPTH | 25.0 | 25.0 | 25.0 |
| OVERALL HEIGHT | 41.0 - 45.5 | 50.0 - 54.5 | 50.5 - 60.5 (46.5 - 54.5) |
| SEAT WIDTH | 19.5 | 19.5 | 19.5 |
| SEAT DEPTH | 17.0 - 18.5 | 17.0 - 18.5 | 17.0 - 18.5 |
| SEAT HEIGHT | 17.0 - 21.5 | 17.0 - 21.5 | 26.0 - 36.0 (22.0 - 30.0) |
| BACK WIDTH | 19.5 | 19.5 | 19.5 |
| BACK HEIGHT | 23.5 | 23.5 | 23.5 |
| COM | 1.1 yds | 1.1 yds | 1.1 yds |
| WEIGHT | 54.0 lbs | 56.0 lbs | 60.0 lbs |

All dimensions are in inches

ARM OPTIONS




TOP-GRAIN LEATHER



FRAME FINISHES



BACK MESH



a. 3065-X1-A30-BF b. 3065-X1-A30-SF c. 3080-X1-PF-A28 d. 3080-X1-PF-A28 e. 3065-X1-PF-A29